





Make a Fairy House with me...

Cutters For Clay

www.cuttersforclay.co.uk



1. Roll out a slice of clay to 6mm thick




2. Lay out your cutters to make sure they fit then cut out each piece



3. Texture your walls however you fancy. (If you're using a textured rolling pin, always texture before you cut your clay)




4. Tah-dah! Texture all done! Flip over for the next step, keeping the bottom of the wall closest to you




5. Score all of these edges




6. Make a little slip pot from a ball of clay and some water



7. Pop some slip where you have scored and get three sausages of clay rolled out
 * if you have a directional pattern on the other side, make sure you score at the base




8. Stand up your walls and bend around the base. Line the join with the longest sausage of clay



9. Smush the sausage of clay into the walls and base to seal the join



10. Continue all the way around




11. Paint some slip on the short edges and push the walls together until they look like this....






12. Smush a squashed sausage of clay along the join to seal it.





13. Repeat step 12 on the inside seam



14. Roll out a scrap of clay to around 3mm thick and stamp in the door texture before cutting it out



15. Score the back of the door and where it is going on the wall then use slip to glue it in place. Seal the edge with a damp paint brush



16. Stand up the cone shape and roll the sides in so the edges butt together




17. Roll and squish 2 sausages of clay to seal the joins



18. Blend the sausages into the roof, inside and outside



19. Smooth completely and shape your roof to give character



20. Now it's time to decorate.... Add a banner...



21. Or some bunting.... And some windows....



22. Finally add a couple of little holes somewhere so your house doesn't explode in the kiln and then fettle the whole house and enjoy your work of art!

